

NEEDLES



Attributes

- ✓ sharp enough to penetrate the tissue with minimal resistance
- ✓ resistant to bending in order not to deform
- ✓ elastic enough to prevent needle breakage
- ✓ corrosion-resistant to prevent microorganisms or foreign bodies from entering the wound
- ✓ reusable, economically viable, handy

Technical description

build from stainless steel

Packing

12 pieces in a transparent box

Product highlights

- ✓ high quality stainless steel
- ✓ slim without compromising strength
- ✓ remains stable when used with a needle holder
- ✓ causes minimal tissue trauma
- ✓ penetration with minimal resistance due maximum sharpness
- ✓ rigid enough to withstand a rupture during surgery
- ✓ sterile and corrosion-resistant

Basic needle design

A needle has 3 major parts:

Begin: needle point

Main part: needle body

End: eye

*For quality
&
safety*

smi

www.sutures.be

NEEDLES

The eye

comes in 3 types:

- regular (closed) eye
- spring (French/split) eye
- swaged (eyeless)



Spring eye

This type of needle is sometimes called spring eye, French eye or split eye. These needles facilitate suturing. There is a V-shaped notch at the end of the needle. The thread is pulled through the sprinkler groove into the eyelet. Under the spring eyelet there is a second opening for better suspension of the metal lifts.



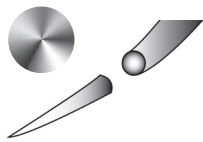
Regular (closed) eye

This needle type is a standard mono eye needle. At the end of the needle there is a hole for threading the suture material.

The end

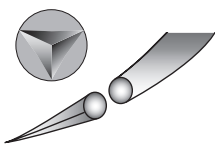
comes in 3 types:

- taper point
- taper cutting point
- reverse cutting point



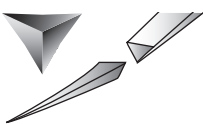
Taper point

A gradual taper to a round bodied needle. The Taperpoint needle pierces and expands/stretches tissue without cutting. The tip is used for easily penetrating tissue (e.g. subcutaneous layers, dura, peritoneum and abdominal viscera) and minimizes possible tearing of the fascia.



Taper cutting point


Balanced, cutting point-tapering into a round bodied needle. This needle combines the initial penetration of a cutting needle with the minimized trauma of a round bodied needle. The cutting point is limited to the tip of the needle, which then narrows towards the end and gently merges into a round profile. It is used in tough tissues that are difficult to penetrate (e.g. skin sutures).



Reverse cutting point

A triangular body offers a third cutting edge on the outer convex curvature. These needles are stronger than conventional cutting needles and have a lower risk of cutting out tissue. The third cutting edge is located at the outer convex curvature of the needle. They are designed for tissues that are difficult to penetrate (e.g. skin, tendon sheaths or oral mucosa). Reverse cutting needles are also advantageous in cosmetic and ophthalmic surgery and cause minimal trauma.

NEEDLES



1/2 circle



	Ordinary Eye GN	Spring Eye GF	Ordinary Eye GRN	Spring Eye GRF
90 mm N°00		Z 751		Z 850
80 mm N°1	Z 702	Z 752		Z 851
70 mm N°2	Z 703	Z 753		Z 853
65 mm N°3	Z 704			
60 mm N°4		Z 755		Z 855
55 mm N°6	Z 706	Z 756	Z 806	Z 856
50 mm N°7		Z 758	Z 807	Z 858
48 mm				Z 840
45 mm N°8	Z 708	Z 759	Z 808	Z 859
40 mm N°9	Z 710	Z 760	Z 810	Z 860
35 mm N°10	Z 711	Z 761	Z 811	Z 861
30 mm N°12	Z 712	Z 762	Z 812	Z 862
25 mm N°13	Z 713	Z 763	Z 813	Z 863
20 mm N°15	Z 714	Z 764	Z 814	Z 864
16 mm N°16		Z 766		Z 866


SKI NEEDLES
half curved




Ordinary Eye Spring Eye



80 mm N°1	Z 202	
70 mm N°2	Z 203	
65 mm N°3	Z 204	
60 mm N°4	Z 205	
57 mm N°5	Z 201	
55 mm N°6	Z 206	
50 mm N°7	Z 207	
45 mm N°8	Z 208	
40 mm N°9		Z 260
35 mm N°10		Z 261
30 mm N°12		Z 262
25 mm N°13		Z 263
20 mm N°15		Z 264
16 mm N°16		Z 266
12 mm N°20		Z 268






NEEDLES



3/8 Circle




	 Ordinary Eye BN		 Spring Eye BRN		 Ordinary Eye BRT
	Spring Eye BF	Spring Eye BRF	Ordinary Eye BRN	Spring Eye BRF	Ordinary Eye BRT
130 mm N°6-0	Z 495		Z 595		
110 mm N°4-0			Z 599		
100 mm N°000	Z 500	Z 550		Z 650	
90 mm N°00	Z 501	Z 551	Z 601	Z 651	Z 301
90 mm LIGHT N°00	Z 502		Z 602		
85 mm N°0			Z 590		
80 mm N°1	Z 503	Z 552	Z 591	Z 652	Z 303
70 mm N°2	Z 504	Z 553	Z 603	Z 653	
70 mm LIGHT N°2	Z 504L				
65 mm N°3		Z 554	Z 604		
60 mm N°4	Z 505	Z 555		Z 655	
57 mm N°5	Z 506		Z 605		
55 mm N°6		Z 556		Z 656	
50 mm N°7		Z 557	Z 607	Z 657	
45 mm N°8	Z 508	Z 558	Z 608	Z 658	
40 mm N°9	Z 510	Z 560	Z 610	Z 660	
35 mm N°10	Z 511	Z 561	Z 611	Z 661	
32 mm N°11		Z 570		Z 670	
30 mm N°12	Z 512	Z 562	Z 612	Z 662	
25 mm N°13	Z 513	Z 563	Z 613	Z 663	
22 mm N°14		Z 571		Z 671	
20 mm N°15	Z 514	Z 564	Z 614	Z 664	
16 mm N°16	Z 516	Z 566		Z 666	
14 mm N°17		Z 567		Z 667	
12 mm N°20		Z 568			

STRAIGHT



	Ordinary Eye GSN	Spring Eye GSF
75 mm N° 1		Z 904
60 mm N° 4	Z 903	Z 913
45 mm N° 8	Z 902	
40 mm N° 9		Z 912
35 mm N° 10		Z 911

SERPENTINE NEEDLE



	Ordinary Eye GSN
110 mm	Z 403
135 mm	Z 401
145 mm	Z 402